
Chanonry Sailing Club – Fun Swimming Event Risk Assessment

Club Details:

Chanonry Sailing Club

Address: Chanonry Point, Fortrose, Scotland

Contact: [Insert contact details here, e.g. phone/email]

This risk assessment identifies typical hazards for this **non-competitive swimming event** and applies a **traffic light system** to assess and manage the risks, ensuring all club volunteers can confidently meet their **duty of care**.

It separates measures into:

- ✓ **Normal Operating Procedures (NOP)** – for safe, routine management
 - ✓ **Emergency Action Plans (EAP)** – for incident and emergency response
-

Subject Area	Hazard / Effect	Who Affected	Current Risk	Control Measures (NOP)	Emergency Action Plans (EAP)	Residual Risk
Site Access / Egress	Slips/trips, uneven steps, cuts, falls	Swimmers, Volunteers	⚠️ Amber	<ul style="list-style-type: none"> - Pre-event site survey, clear debris - Clearly marked entry/exit points with helpers - Medical support available 	<ul style="list-style-type: none"> - If injury occurs, provide first aid and call emergency services if needed 	✅ Green
Spectator Safety	Trips/slips, safe viewing areas	Spectators	⚠️ Amber	<ul style="list-style-type: none"> - Clearly designated safe viewing areas away from swim zone - Volunteers to supervise 	<ul style="list-style-type: none"> - In case of injury, provide first aid or call emergency services as needed 	✅ Green

Conflict with Other Activities	Rowing and sailing also taking place but at different times	Swimmers, Safety Team	⚠ Amber	<ul style="list-style-type: none"> - Schedule swimming separately from rowing/sailing - Communicate with other activity leaders - Spotters to monitor any unexpected water activity 	<ul style="list-style-type: none"> - If unexpected conflict arises, safety team to stop swim and guide swimmers to safe exit 	✅ Green
Cold Water	Cold shock, hypothermia	Swimmers	⚠ Amber	<ul style="list-style-type: none"> - Pre-swim briefing on cold water risks and how to enter if novice, short course only for novices, -encourage water shoes and gloves, wetsuit if desirable for those with no cold water experience - Provide hot drinks, towels, 	<ul style="list-style-type: none"> - If cold shock/hypothermia occurs, remove swimmer, re-warm, and call medical support if required 	✅ Green

warm blankets
post-swim (many people will bring their own kit)
- Maximum swim time limits -30mins max

Inexperienced Swimmers / Panic

Panic, fatigue, need for support

Swimmers, Safety Team

 Amber

- Registration includes checking swimmer ability and experience in cold water in last 3 months
- Pre-swim briefing on calm water conduct, how to signal for help
- Safety cover (kayaks, SUPs) within 30m
- Land-based spotters

- If panic occurs, immediate assistance by safety team to guide swimmer to shore

 Green

Water Quality	Bacterial or chemical contamination	Swimmers, Safety Team	✔ Green	- Pre-event check for water quality and visual signs of algae	- If serious contamination identified, cancel swim and inform all participants	✔ Green
----------------------	-------------------------------------	-----------------------	---------	---	--	---------

Course Hazards	Debris, underwater hazards, poor visibility	Swimmers	⚠ Amber	- Visual site survey on event day - Clearly marked course with bright buoys - Remove or avoid hazards - Use safety kayaks/SUPs for constant supervision	- If unexpected hazard emerges, stop swim and remove swimmers safely	✔ Green
-----------------------	---	----------	---------	--	--	---------

Visibility & Identification

Low visibility, risk of losing swimmer

Swimmers, Safety Team

 Amber

- Brightly coloured swim hats or floats (hats will be available on day, and numbered)
- Headcount of swimmers in/out of water
- Spotters at key points
- Course designed to avoid blind spots

- If swimmer is missing, immediate water and land search, alert Safety Officer and contact emergency services if needed

 Green

Weather Conditions

Sun glare, mist, wind, sudden storms





All

 Amber

- Monitor forecasts
- Adjust or delay event as needed
- Clear safety signals for evacuation if needed

- If weather deteriorates (e.g. storm, mist), immediate evacuation of swimmers by safety team

 Green

Fancy Dress Elements	Drag risk from costumes	Swimmers	 Amber	<ul style="list-style-type: none"> - Pre-swim briefing to avoid cumbersome costumes - Visual checks by safety team before entry to water 	<ul style="list-style-type: none"> - If swimmer struggles due to costume, safety team to remove them from water and assist 	 Green
Safety Craft (kayaks/SUPs)	Injury risk during rescue	Swimmers, Safety Team	 Amber	<ul style="list-style-type: none"> - Use of kayaks/SUPs only (no powered craft) - Safety volunteers briefed and trained - Clear hand/radio signals for communication - Rehearsed rescue procedures 	<ul style="list-style-type: none"> - If injury occurs during rescue, provide immediate first aid and call emergency services 	 Green